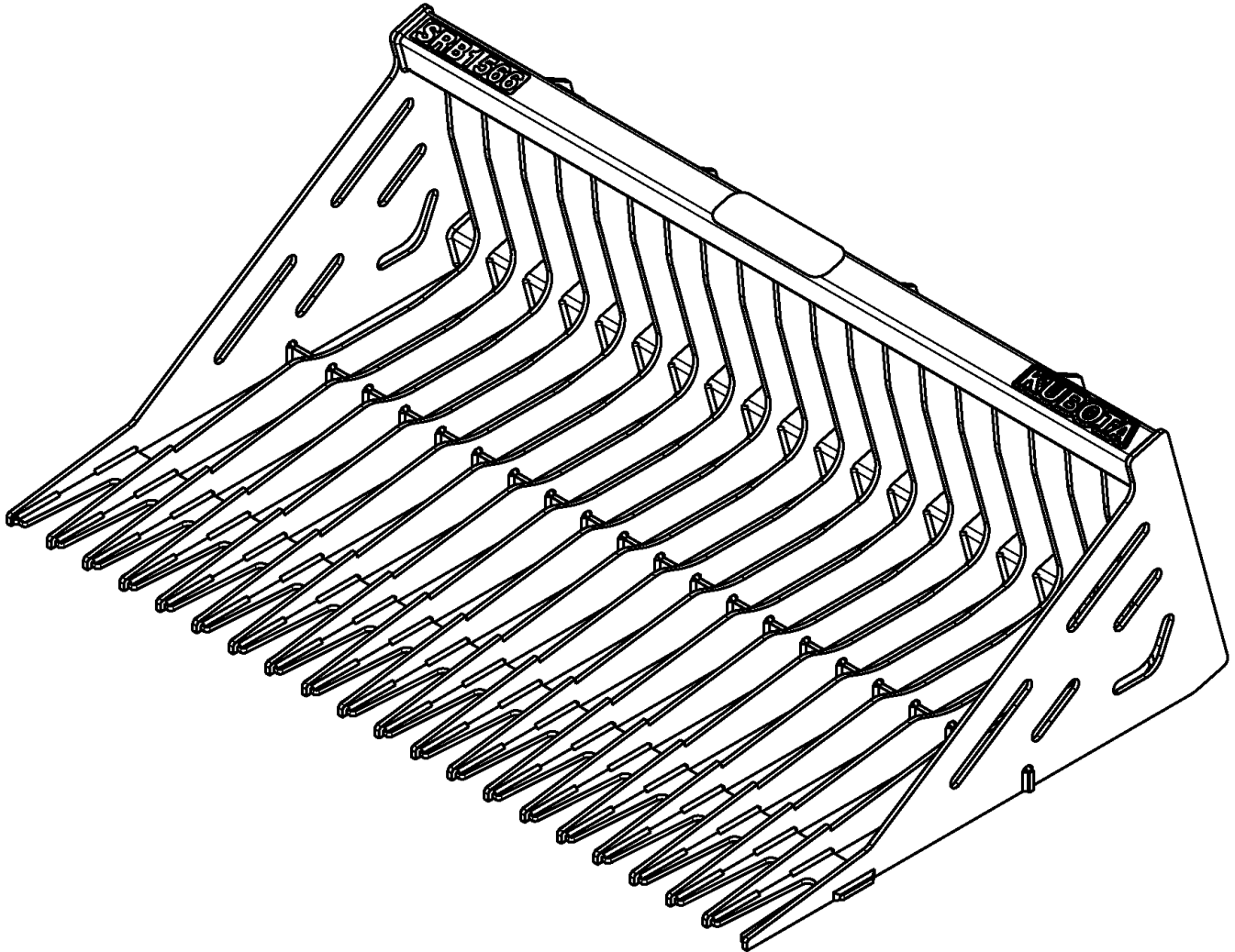


Grapple Buckets

AP-SRB1566, AP-SRB1572, & AP-SRB1578



37836

380-101PK
Parts Manual

Kubota®



Read the Operator's Manual entirely. When you see this symbol, the subsequent instructions and warnings are serious - follow without exception. Your life and the lives of others depend on it!

© Copyright 2018 Printed 07/11/18

Cover photo may show optional equipment not supplied with standard unit.



Table of Contents

Section 1: Introduction.....	4
Using This Manual.....	4
Manual Replacement Information.....	4
Manual Revisions.....	4
Touch-up Paint.....	4
Hardware Legend.....	5
Replacement Hardware.....	5
Serial Numbers.....	5
Part Number Service Coding.....	5
Section 2: Complete Assembly.....	6
Bucket Components (SRB15).....	6
Kubota Touch-up Paints.....	8
Part Number Index.....	10

© Copyright 2018. All rights reserved.

Kubota provides this publication “as is” without warranty of any kind, either expressed or implied. While every precaution has been taken in the preparation of this manual, Kubota assumes no responsibility for errors or omissions. Neither is any liability assumed for damages resulting from the use of the information contained herein. Kubota reserves the right to revise and improve its products as it sees fit. This publication describes the state of this product at the time of its publication, and may not reflect the product in the future. The illustrations in this manual are not intended for safe and proper assembly or disassembly of equipment. The illustrations are intended for ordering parts only.

Kubota is registered trademark.

All other brands and product names are trademarks or registered trademarks of their respective holders.

Printed in the United States of America.



Alphabetized Table of Contents

B
Bucket Components (SRB15).....6

K
Kubota Touch-up Paints.....8

General Information

Using This Manual

This manual is divided into sections. The first section contains General Information. The remaining sections divide the machine into segments (i.e. Frames, Drives, Hydraulics, etc.) which illustrate and list all parts. A Parts Number Index is located at the back of the book.

The Kubota parts in this manual are specially designed for this machine and should be replaced with Kubota parts only.

The information in this manual is current at time of printing. Some parts may change to assure top performance.

Right-hand and left-hand as used in this manual are determined by facing the direction the machine will travel while in use.

Below is an example of two facing pages from a parts manual. Familiarize yourself with the type of information contained on these pages.

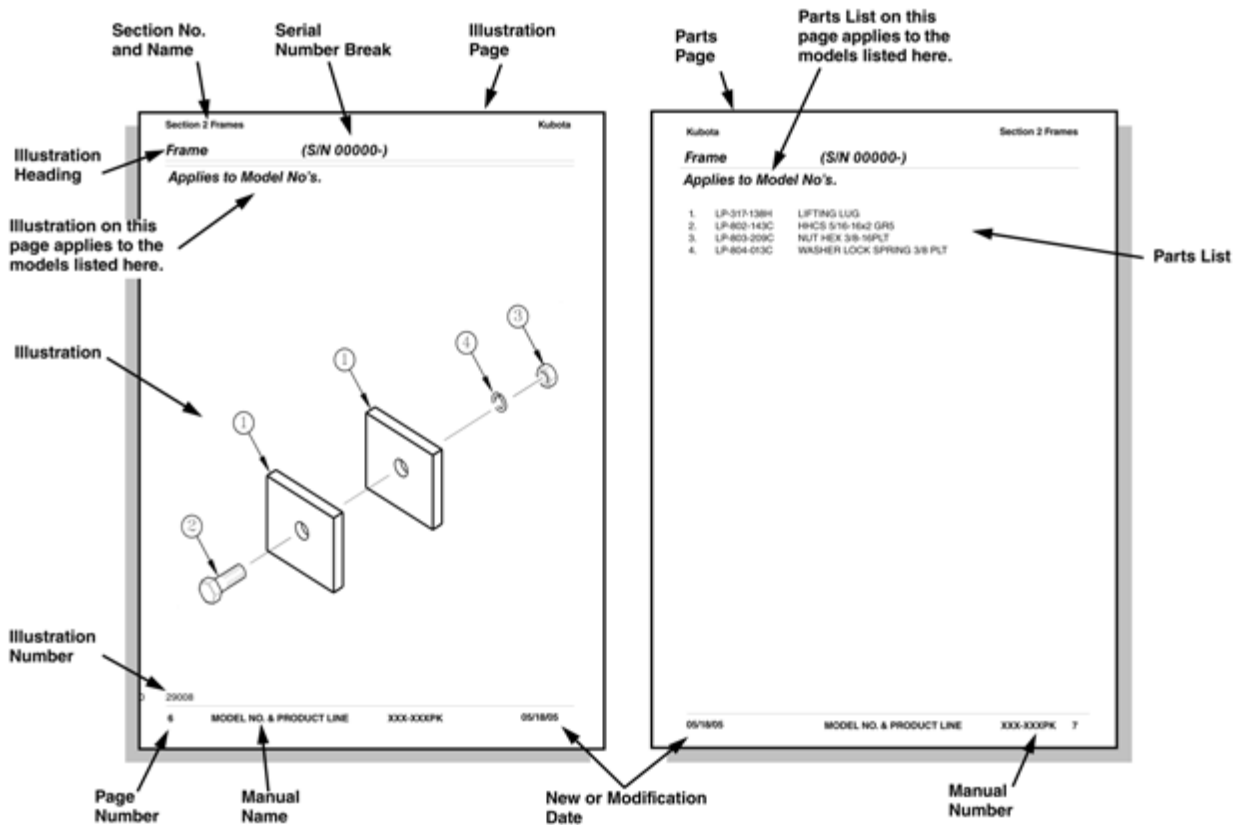
Manual Replacement Information

Replacement manuals are available. Refer to our website at www.landpride.com for additional information. Our website continues to provide the most up-to-date manuals available.

Touch-up Paint

Repaint parts where paint is worn or scratched to prevent rust. Aerosol cans and touch-up bottles with brush applicator are available through your local dealer. Also available are quart and gallon size paints. Add QT or GL to end of the Aerosol P/N.

Kubota color descriptions and part numbers are listed on the "Kubota Touch-up Paints" page in the "Decals" section of this book.



General Information

Hardware Legend

AR	As Required
BLADE	Blade Bolt
C	Cap Screw
CP	Cotter Pin
CPHSSS	Cup Point Hex Socket Set Screw
CPSHSS	Cup Point Square Head Set Screw
CPSQHSS	Cup Point Square Head Set Screw
CRFCHMS3	Cross Recess Flat Countersunk Head Machine Screw
CRPHMS	Cross Recess Pan Head Machine Screw
CRPHTFS	Cross Recess Pan Head Thread Forming
CRRHMS	Cross Recess Round Head Machine Screw
CRTHMS	Cross Recess Truss Head Machine Screw
CSNB	Countersunk Square Neck Bolt
FHMS	Flat Head Machine Screw
FTC	Full Thread Cap Screw
H	Hex Nut
HCLN	Hex Center Lock Nut
HFLCS	Hex Flange Lock Cap Screw
HFS	Hex Flange Screw
HFSLN	Hex Flange Serrated Lock Nut
HFSS	Hex Flange Serrated Screw
HHCS	Hex Head Cap Screw or Metric Bolt
HSBHCS	Hex Socket Button Head Cap Screw
HSFCHCS	Hex Socket Flat Countersunk Head Cap Screw
HSHCS	Hex Socket Head Cap Screw
HSSS	Hex Socket Head Screw
HTLN	Hex Top Lock Nut
HWHCS	Hex Washer Head Cap Screw

HWHMS	Hex Washer Head Machine Screw
HXBHCS	Hex Socket Button Head Cap Screw
J	Hex Jam Nut
JIC	37 Degree Tapered Thread
L	Helical Spring Lock Washer
LUG	Lug Bolt
NFC	National Fine Cap Screw
NPSM	National Pipe Straight Mechanical
NPTF	National Pipe Taper Fuel
P	Wide Plain Washer
PHMS	Pan Head Machine Screw
PLOW	Plow Bolt
RHMS	Round Head Machine Screw
RHSNB	Round Head Square Neck Bolt
SCREW LEVELING	Leveling Screw
SCREW THUMB	Thumb Screw
SCREW WELD	Weld Screw
SFCHMS	Slotted Flat Countersunk Head Machine Screw
SFHMS	Slotted Fillister Head Machine Screw
SP	Special
SP SCREW	Special Screw
SQHSS	Square Head Set Screw
SRHMS	Slotted Round Head Machine Screw
SSS	Socket Set Screw
STCS	Self Tapping Cap Screw
STHMS	Slotted Truss Head Machine Screw
WHEEL	Wheel Studs and Hub Long Bolts
WING	Wing Bolt

Replacement Hardware

The **Hardware Legend** above lists hardware abbreviations used in the parts list. All bolts and nuts are Grade 5 unless otherwise noted. The use of improper grades of hardware can result in personal injury, damage to equipment, or loss of property.

Part Number Service Coding

Within the parts list some part numbers are coded for revisions and interchangeability. See notations in revision column.

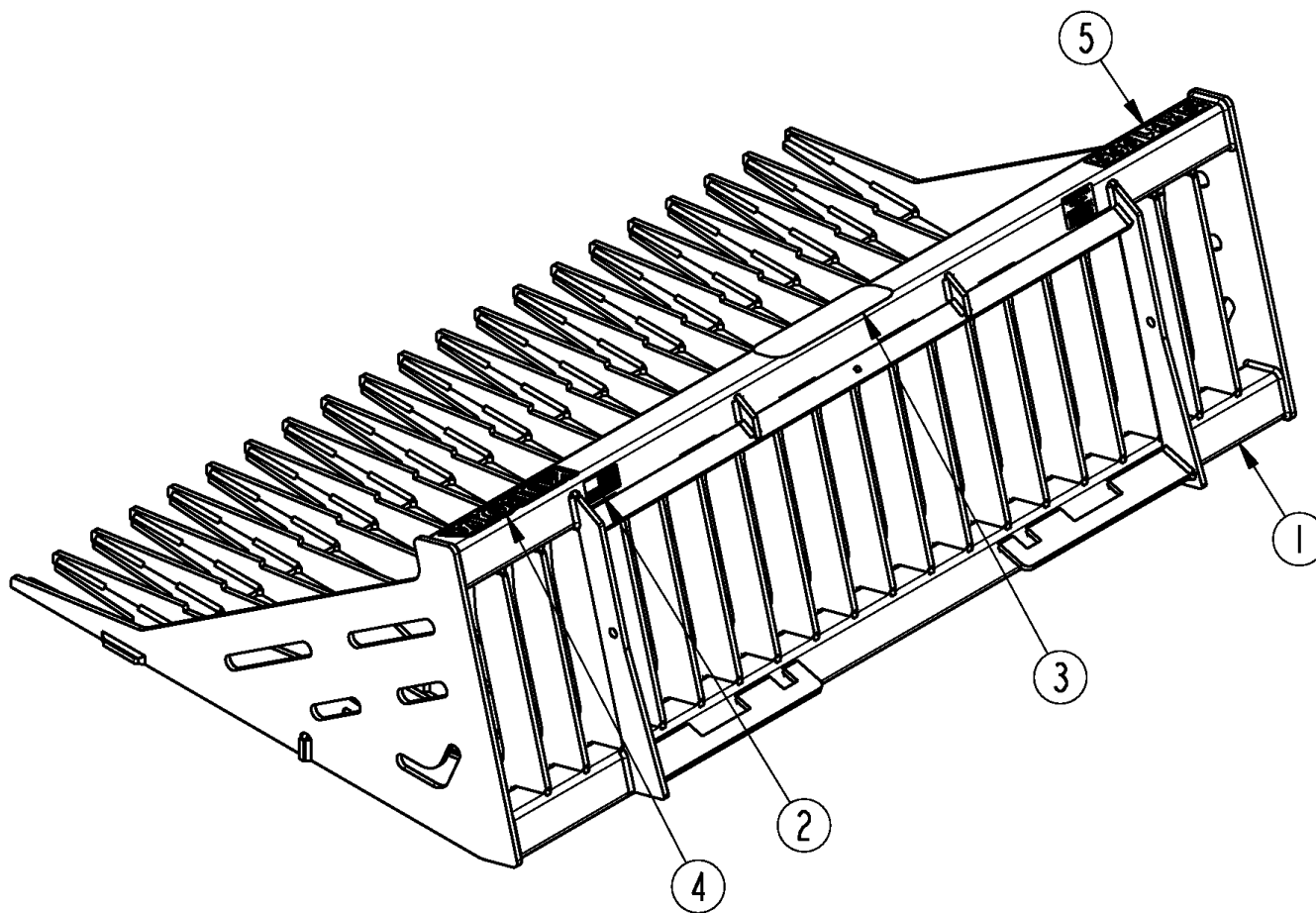
Serial Numbers

Always use the serial and model number when ordering parts. Refer to the Operator's Manual for serial number plate location.

- (S/N 20001+) Includes serial numbers 20001 and above (to the latest number)
- (S/N 10001 to 20000) Includes serial numbers between and including 10001 and 20000
- (S/N 10000-) Includes serial numbers 10000 and below (to the earliest number)

Bucket Components (SRB15)

Applies to AP-SRB1566, AP-SRB1572, AP-SRB1578



37837

Bucket Components (SRB15)

Applies to AP-SRB1566, AP-SRB1572, AP-SRB1578

Ref	Part No.	Part Description	Comments	Revision
	Dwg 37837	Drawing Image Number		
1.	380-075H	WMT, 66 ROCK BUCKT W/O LUGS		
1.	380-076H	WMT, 72 ROCK BUCKT W/O LUGS		
1.	380-077H	WMT, 78 ROCK BUCKT W/O LUGS		
2.	818-190C	DECAL FLAG		
3.	840-107C	3M CONFORM. ANTI-SLIP 10 X 5.0		
4.	858-398C	DECAL KUBOTA 10"		
5.	858-504C	DECAL SRB1566 WHITE		
5.	858-505C	DECAL SRB1572 WHITE		
5.	858-506C	DECAL SRB1578 WHITE		

Kubota Touch-up Paints

Applies to AP-SRB1566, AP-SRB1572, AP-SRB1578

No diagram associated with this Parts List

Kubota Touch-up Paints

Applies to AP-SRB1566, AP-SRB1572, AP-SRB1578

Ref	Part No.	Part Description	Comments	Revision
1.	821-070C	GLOSS BLACK SPRAY CAN	All Products	
2.	821-070CTU	GLOSS BLACK TOUCH-UP 5OZ		
3.	821-070CQT	GLOSS BLACK QUART		
4.	821-070CGL	GLOSS BLACK GALLON		



Part Number Index

The Part Number Index is a numeric index of all part numbers included in this manual. The index shows what page(s) the part is used on.

Part Number	Page
380-075H	7
380-076H	7
380-077H	7
818-190C	7
821-070C	9
821-070CGL	9
821-070CQT	9
821-070CTU	9
840-107C	7
858-398C	7
858-504C	7
858-505C	7
858-506C	7
Dwg 37837	7

This Page Intentionally Left Blank



KUBOTA TRACTOR CORPORATION

1000 Kubota Drive, Grapevine, TX 76051

Telephone: (817) 756-1171

Western Division: 1175 S. Guild Ave., Lodi, CA 95240
Telephone: (209) 334-9910

Central Division: 14855 FAA Blvd., Fort Worth, TX 76155
Telephone: (817) 571-0900

Northern Division: 6300 at One Kubota Way, Groveport, OH 43125
Telephone: (614) 835-1100

Southeast Division: 1025 Northbrook Parkway, Suwanee, GA 30024
Telephone: (770) 995-8855

www.kubota.com
