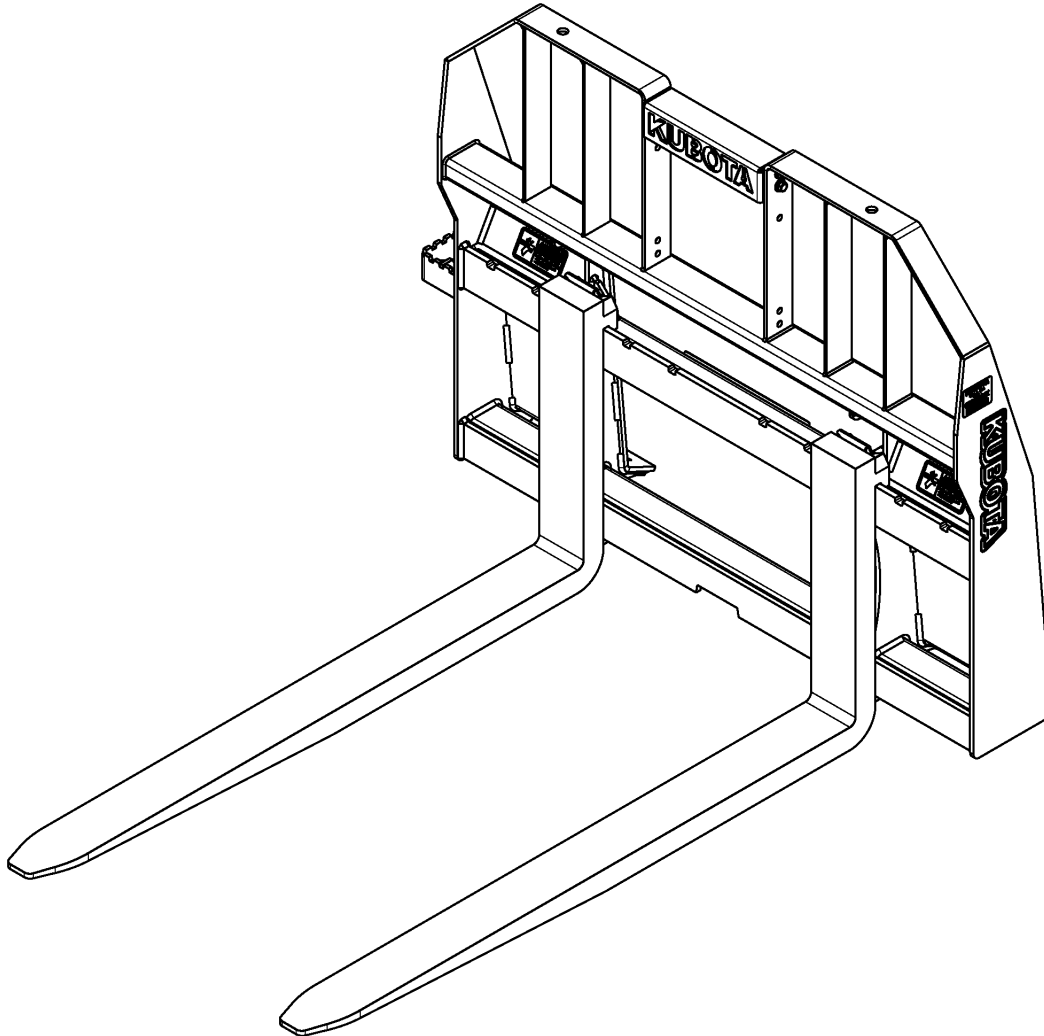


Pallet Forks

AP-PFL4548, AP-PFL5548, & AP-PFL5560



37672

319-038PK
Parts Manual

Kubota®



Read the Operator's Manual entirely. When you see this symbol, the subsequent instructions and warnings are serious - follow without exception. Your life and the lives of others depend on it!

© Copyright 2017 Printed 08/17/17

Cover photo may show optional equipment not supplied with standard unit.



Table of Contents

Section 1: Introduction.....	4
Using This Manual.....	4
Manual Replacement Information.....	4
Manual Revisions.....	4
Touch-up Paint.....	4
Hardware Legend.....	5
Replacement Hardware.....	5
Serial Numbers.....	5
Part Number Service Coding.....	5
Section 3: Complete Assembly PFL45 PFL55	
Series.....	6
Complete Assembly Skid Steer Hitch.....	6
Kubota Touch-up Paints.....	10
Part Number Index.....	12

© Copyright 2017. All rights reserved.

Kubota provides this publication “as is” without warranty of any kind, either expressed or implied. While every precaution has been taken in the preparation of this manual, Kubota assumes no responsibility for errors or omissions. Neither is any liability assumed for damages resulting from the use of the information contained herein. Kubota reserves the right to revise and improve its products as it sees fit. This publication describes the state of this product at the time of its publication, and may not reflect the product in the future. The illustrations in this manual are not intended for safe and proper assembly or disassembly of equipment. The illustrations are intended for ordering parts only.

Kubota is registered trademark.

All other brands and product names are trademarks or registered trademarks of their respective holders.

Printed in the United States of America.



Alphabetized Table of Contents

C
Complete Assembly Skid Steer Hitch.....6

K
Kubota Touch-up Paints.....10

General Information

Using This Manual

This manual is divided into sections. The first section contains General Information. The remaining sections divide the machine into segments (i.e. Frames, Drives, Hydraulics, etc.) which illustrate and list all parts. A Parts Number Index is located at the back of the book.

The Kubota parts in this manual are specially designed for this machine and should be replaced with Kubota parts only.

The information in this manual is current at time of printing. Some parts may change to assure top performance.

Right-hand and left-hand as used in this manual are determined by facing the direction the machine will travel while in use.

Below is an example of two facing pages from a parts manual. Familiarize yourself with the type of information contained on these pages.

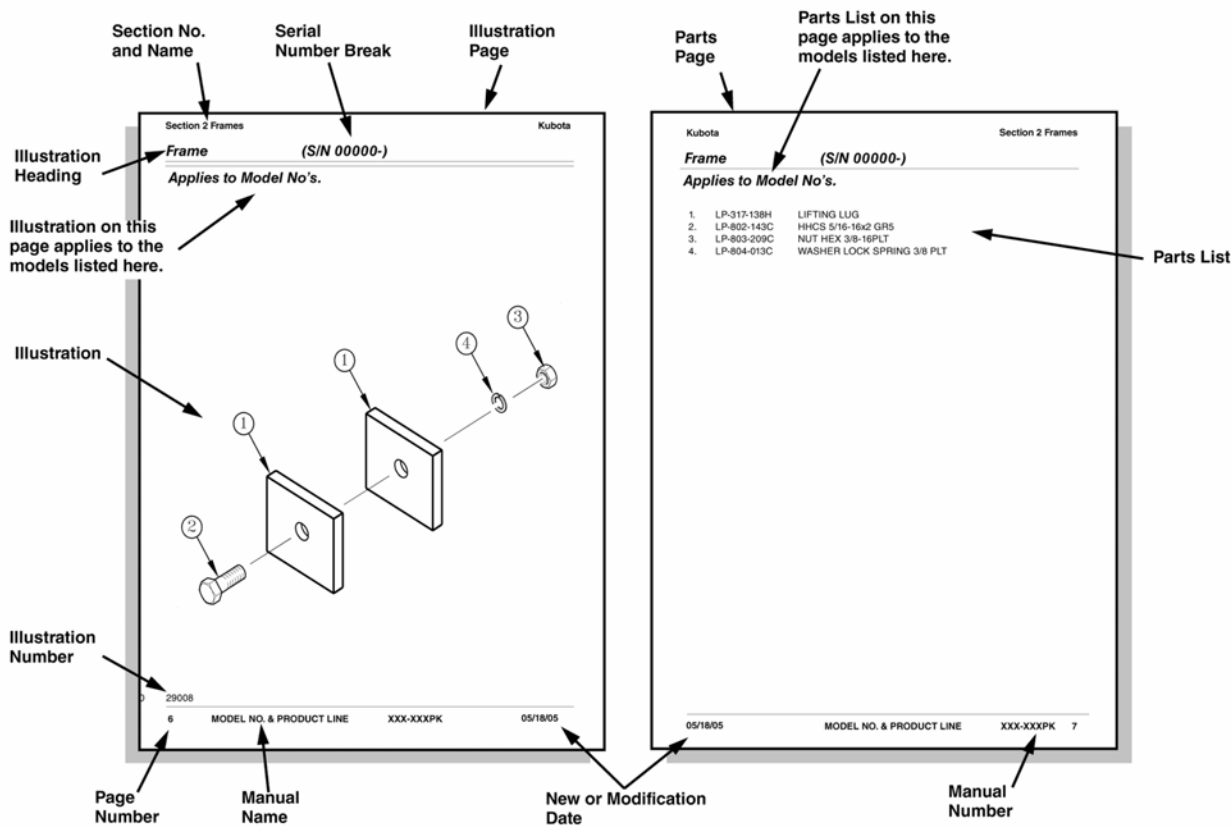
Manual Replacement Information

Replacement manuals are available. Refer to our website at www.kubota.com for additional information. Our website continues to provide the most up-to-date manuals available.

Touch-up Paint

Repaint parts where paint is worn or scratched to prevent rust. Kubota touch-up paints are available through your local Kubota dealer. Part numbers and color descriptions are listed below.

Part No.	Part Description
821-070C	GP Gloss black enamel spray can
821-070CTU	GP Gloss black enamel bottle with brush
821-070CQT	GP Gloss black enamel quart
821-070CGL	GP Gloss black enamel gallon



General Information

Hardware Legend

AR	As Required
BLADE	Blade Bolt
C	Cap Screw
CP	Cotter Pin
CPHSSS	Cup Point Hex Socket Set Screw
CPSHSS	Cup Point Square Head Set Screw
CPSQHSS	Cup Point Square Head Set Screw
CRFCHMS3	Cross Recess Flat Countersunk Head Machine Screw
CRPHMS	Cross Recess Pan Head Machine Screw
CRPHTFS	Cross Recess Pan Head Thread Forming
CRRHMS	Cross Recess Round Head Machine Screw
CRTHMS	Cross Recess Truss Head Machine Screw
CSNB	Countersunk Square Neck Bolt
FHMS	Flat Head Machine Screw
FTC	Full Thread Cap Screw
H	Hex Nut
HCLN	Hex Center Lock Nut
HFLCS	Hex Flange Lock Cap Screw
HFS	Hex Flange Screw
HFSLN	Hex Flange Serrated Lock Nut
HFSS	Hex Flange Serrated Screw
HHCS	Hex Head Cap Screw or Metric Bolt
HSBHCS	Hex Socket Button Head Cap Screw
HSFCHCS	Hex Socket Flat Countersunk Head Cap Screw
HSHCS	Hex Socket Head Cap Screw
HSSS	Hex Socket Head Screw
HTLN	Hex Top Lock Nut
HWHCS	Hex Washer Head Cap Screw

HWHMS	Hex Washer Head Machine Screw
HXBHCS	Hex Socket Button Head Cap Screw
J	Hex Jam Nut
JIC	37 Degree Tapered Thread
L	Helical Spring Lock Washer
LUG	Lug Bolt
NFC	National Fine Cap Screw
NPSM	National Pipe Straight Mechanical
NPTF	National Pipe Taper Fuel
P	Wide Plain Washer
PHMS	Pan Head Machine Screw
PLOW	Plow Bolt
RHMS	Round Head Machine Screw
RHSNB	Round Head Square Neck Bolt
SCREW LEVELING	Leveling Screw
SCREW THUMB	Thumb Screw
SCREW WELD	Weld Screw
SFCHMS	Slotted Flat Countersunk Head Machine Screw
SFHMS	Slotted Fillister Head Machine Screw
SP	Special
SP SCREW	Special Screw
SQHSS	Square Head Set Screw
SRHMS	Slotted Round Head Machine Screw
SSS	Socket Set Screw
STCS	Self Tapping Cap Screw
STHMS	Slotted Truss Head Machine Screw
WHEEL	Wheel Studs and Hub Long Bolts
WING	Wing Bolt

Replacement Hardware

The **Hardware Legend** above lists hardware abbreviations used in the parts list. All bolts and nuts are Grade 5 unless otherwise noted. The use of improper grades of hardware can result in personal injury, damage to equipment, or loss of property.

Part Number Service Coding

Within the parts list some part numbers are coded for revisions and interchangeability. See notations in revision column.

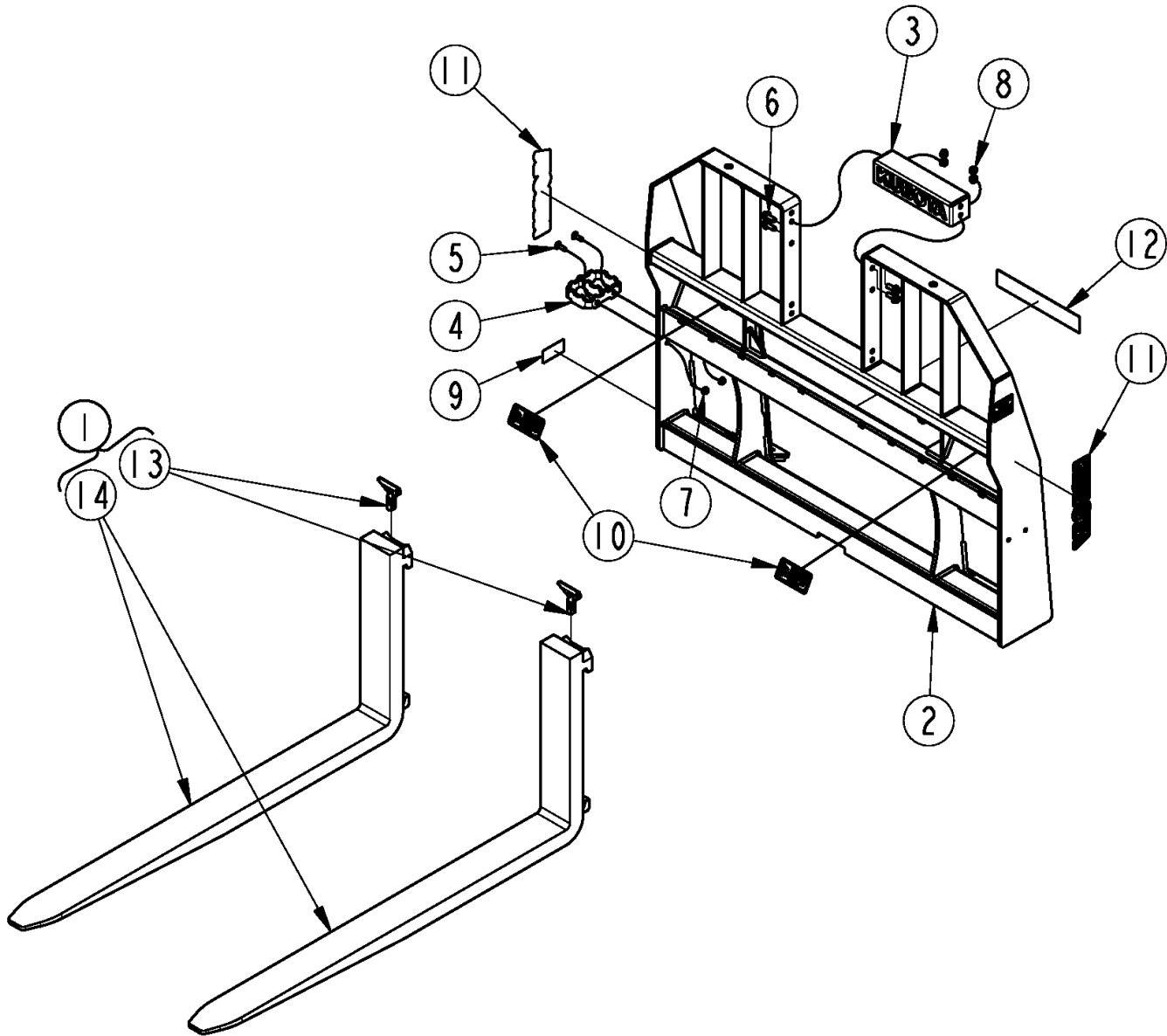
Serial Numbers

Always use the serial and model number when ordering parts. Refer to the Operator's Manual for serial number plate location.

- (S/N 20001+) Includes serial numbers 20001 and above (to the latest number)
- (S/N 10001 to 20000) Includes serial numbers between and including 10001 and 20000
- (S/N 10000-) Includes serial numbers 10000 and below (to the earliest number)

Complete Assembly Skid Steer Hitch

Applies to AP-PFL4548, AP-PFL5548, AP-PFL5560



37673

Complete Assembly Skid Steer Hitch**Applies to AP-PFL4548, AP-PFL5548, AP-PFL5560**

Ref	Part No.	Part Description	Comments	Revision
	Dwg 37673	Drawing Image Number		
1.	319-082S	SET,1.77X3.94X48 ITA CL 2A FRK	AP-PFL5548	
1.	319-083S	SET,1.77X3.94X60 ITA CL 2A FRK	AP-PFL5560	
1.	319-047S	SET, 1 1/2X4X48 ITA CL2 FORK	AP-PFL4548	
2.	319-090H	FRAME, MEDIUM PALLET FORK	S/N _____+ Weldment revision	
3.	319-130DKB	PLT, KUBOTA		
3.	319-126DA0	PLT, ZIMMERER KUBOTA		
3.	319-126DA1	PLT, WINDHAM TRACTOR		
3.	319-126DA2	PLT, TERRY CO TRACTOR		
3.	319-126DA3	PLT, SOUND TRACTOR		
3.	319-126DA4	PLT, CHICKASAW EQUIPMENT		
3.	319-126DA5	PLT, FAIRPLAIN TRACTOR		
3.	319-126DA6	PLT, HUMPHREY'S OD PWR		
3.	319-126DA7	PLT, SCHERER KUBOTA		
3.	319-126DA8	PLT, KNOXLAND EQUIPMENT		
3.	319-126DA9	PLT, BAR H EQ. & AUC SRV		
3.	319-126DB0	PLT, HOPE TRACTOR		
3.	319-126DB1	PLT, HEART OF TEXAS KUBOTA		
3.	319-126DB2	PLT, J & I POWER EQUIPMENT		
3.	319-126DB3	PLT, LASHLEY TRACTOR		
3.	319-126DB4	PLT, BURKE EQUIPMENT CO		
3.	319-126DB5	PLT, NORFOLK POWER		
3.	319-126DB6	PLT, DORRS EQUIPMENT		
3.	319-126DB7	PLT, B & G EQUIPMENT		
3.	319-126DB8	PLT, KUBOTA CENTER		
3.	319-126DB9	PLT, PARISH TRACTOR		
3.	319-126DC0	PLT, HENARD UTILITY		
3.	319-126DC1	PLT, BONNEVILLE EQUIPMENT		
3.	319-126DC2	PLT, SIX & MANGO		
3.	319-126DC3	PLT, NEWARK KUBOTA		
3.	319-126DC4	PLT, SEAL TRACTOR CO		
3.	319-126DC5	PLT, MB TRACTOR		
3.	319-126DC6	PLT, HLAVINKA EQ		
3.	319-126DC7	PLT, FLORIDA COAST EQUIPMENT		
3.	319-126DC8	PLT, CHAPMAN TRACTOR CO		
3.	319-126DC9	PLT, SHREVEPORT TRACTOR		
3.	319-126DD0	PLT, COASTAL MACHINERY CO		
3.	319-126DD1	PLT, LM		
3.	319-126DD2	PLT, RICER EQ		
3.	319-126DD3	PLT, LEMON'S FARM EQ		
3.	319-126DD4	PLT, BARLOW EQUIPMENT		
3.	319-126DD5	PLT, PLATEAU TRUCK & TRACTOR		
3.	319-126DD6	PLT, KAN EQUIP		
3.	319-126DD7	PLT, WESTERN IMPLEMENT		
3.	319-126DD8	PLT, PIONEER WEST		
3.	319-126DD9	PLT, WC TRACTOR		
3.	319-126DE0	PLT, BENTLEY BROS		
3.	319-126DE1	PLT, NM MACHINERY		
3.	319-126DE2	PLT, CENTRAL KUBOTA		
3.	319-126DE3	PLT, SEALYTRACTOR.COM		
3.	319-126DE4	PLT, TURFTEAM.COM		
3.	319-126DE5	PLT, EMPIRE TRACTOR		
3.	319-126DE6	PLT, BOBBY FORD KUBOTA		
3.	319-126DE7	PLT, DAVID SELF TRACTOR		
3.	319-126DE8	PLT, HAMMER EQUIPMENT		
3.	319-126DE9	PLT, GINOP SALES		
3.	319-126DF0	PLT, ROSY BROS		
3.	319-126DF1	PLT, RIDDLE TRACTOR		

Complete Assembly Skid Steer Hitch (continued)**Applies to AP-PFL4548, AP-PFL5548, AP-PFL5560**

Ref	Part No.	Part Description	Comments	Revision
3.	319-126DF2	PLT, PATRICK-MILLER TRACTOR		
3.	319-126DF3	PLT, BAGLEY TRACTOR		
3.	319-126DF4	PLT, LOWE TRACTOR		
3.	319-126DF5	PLT, PARCS.COM		
3.	319-126DF6	PLT, TIPTON INTERNATIONAL		
3.	319-126DF7	PLT, PACIFIC TRACTOR		
3.	319-126DF8	PLT, SCHOLTEN'S EQUIPMENT		
3.	319-126DF9	PLT, RMT		
3.	319-126DG0	PLT, FRONT RANGE KUBOTA		
3.	319-126DG1	PLT, SHEPPARDS		
3.	319-126DG2	PLT, JENNINGS EQUIPMENT		
3.	319-126DG3	PLT, DAN'S TRACTOR		
3.	319-126DG4	PLT, MID VALLEY		
3.	319-126DG5	PLT, UV TRACTOR		
3.	319-126DG6	PLT, PARSONS TRACTOR		
3.	319-126DG7	PLT, DEEN IMPLEMENT		
3.	319-126DG8	PLT, BIG SKY KUBOTA		
3.	319-126DG9	PLT, MCCONNELL MACHINERY CO		
3.	319-126DH0	PLT, RICKREALL FARM SUPPLY		
3.	319-126DH1	PLT, SINK FARM EQUIPMENT		
3.	319-126DH2	PLT, FRANKLIN KUBOTA		
3.	319-126DH3	PLT, WAYDES		
3.	319-126DH4	PLT, ACME		
3.	319-126DH5	PLT, COOPER TRACTOR		
3.	319-126DH6	PLT, WISS & WISS		
3.	319-126DH7	PLT, BAKER IMPLEMENT		
3.	319-126DH8	PLT, MASON TRACTOR CO.		
3.	319-126DH9	PLT, TALLADEGA TRACTOR		
3.	319-126DJ0	PLT, NELSON TRACTOR		
3.	319-126DJ1	PLT, BESHEARS TRACTOR		
3.	319-126DJ2	PLT, CIRCLE C TRACTOR		
3.	319-126DJ3	PLT, PBE		
3.	319-126DJ4	PLT, KUNAU		
4.	350-527D	SKID STEP CASTING BLACK	S/N _____+	
5.	802-282C	RHSNB 5/16-18X1 GR5	S/N _____+	
6.	802-388C	HFS 3/8-16X1 GR5		
7.	803-177C	NUT HEX FLG TP LK 5/16-18ZNYCR	S/N _____+	
8.	803-198C	NUT HEX WHIZ 3/8-16 PLT	S/N 1019136K+	
8.	803-209C	NUT FLANGE LOCK 3/8-16 PLT	S/N 1019135K-	
9.	818-190C	DECAL FLAG		
10.	818-798C	DECAL WARNING PINCH POINT GEN		
11.	858-398C	DECAL KUBOTA 10"		
12.	858-468C	DECAL PFL5548 WHITE		
12.	858-469C	DECAL PFL5560 WHITE		
12.	858-467C	DECAL PFL4548 WHITE		
13.	891-216C	KIT, FORK POSITION LOCK PIN		
14.	N/A	FORK		

Complete Assembly Skid Steer Hitch (continued)

Applies to AP-PFL4548, AP-PFL5548, AP-PFL5560

This Page Intentionally Left Blank

Kubota Touch-up Paints

Applies to AP-PFL4548, AP-PFL5548, AP-PFL5560

No diagram associated with this Parts List

Kubota Touch-up Paints

Applies to AP-PFL4548, AP-PFL5548, AP-PFL5560

Ref	Part No.	Part Description	Comments	Revision
1.	821-070C	GLOSS BLACK SPRAY CAN	All Products	
2.	821-070CTU	GLOSS BLACK TOUCH-UP 5OZ		
3.	821-070CQT	GLOSS BLACK QUART		
4.	821-070CGL	GLOSS BLACK GALLON		



Part Number Index

The Part Number Index is a numeric index of all part numbers included in this manual. The index shows what page(s) the part is used on.

Part Number	Page	Part Number	Page
319-047S	7	319-126DG6	8
319-082S	7	319-126DG7	8
319-083S	7	319-126DG8	8
319-090H	7	319-126DG9	8
319-126DA0	7	319-126DH0	8
319-126DA1	7	319-126DH1	8
319-126DA2	7	319-126DH2	8
319-126DA3	7	319-126DH3	8
319-126DA4	7	319-126DH4	8
319-126DA5	7	319-126DH5	8
319-126DA6	7	319-126DH6	8
319-126DA7	7	319-126DH7	8
319-126DA8	7	319-126DH8	8
319-126DA9	7	319-126DH9	8
319-126DB0	7	319-126DJ0	8
319-126DB1	7	319-126DJ1	8
319-126DB2	7	319-126DJ2	8
319-126DB3	7	319-126DJ3	8
319-126DB4	7	319-126DJ4	8
319-126DB5	7	319-130DKB	7
319-126DB6	7	350-527D	8
319-126DB7	7	802-282C	8
319-126DB8	7	802-388C	8
319-126DB9	7	803-177C	8
319-126DC0	7	803-198C	8
319-126DC1	7	803-209C	8
319-126DC2	7	818-190C	8
319-126DC3	7	818-798C	8
319-126DC4	7	821-070C	11
319-126DC5	7	821-070CGL	11
319-126DC6	7	821-070CQT	11
319-126DC7	7	821-070CTU	11
319-126DC8	7	858-398C	8
319-126DC9	7	858-467C	8
319-126DD0	7	858-468C	8
319-126DD1	7	858-469C	8
319-126DD2	7	891-216C	8
319-126DD3	7	Dwg 37673	7
319-126DD4	7	N/A	8
319-126DD5	7		
319-126DD6	7		
319-126DD7	7		
319-126DD8	7		
319-126DD9	7		
319-126DE0	7		
319-126DE1	7		
319-126DE2	7		
319-126DE3	7		
319-126DE4	7		
319-126DE5	7		
319-126DE6	7		
319-126DE7	7		
319-126DE8	7		
319-126DE9	7		
319-126DF0	7		
319-126DF1	7		
319-126DF2	8		
319-126DF3	8		
319-126DF4	8		
319-126DF5	8		
319-126DF6	8		
319-126DF7	8		
319-126DF8	8		
319-126DF9	8		
319-126DG0	8		
319-126DG1	8		
319-126DG2	8		
319-126DG3	8		
319-126DG4	8		
319-126DG5	8		

This Page Intentionally Left Blank



KUBOTA TRACTOR CORPORATION

1000 Kubota Drive, Grapevine, TX 76051

Telephone: (817) 756-1171

Western Division: 1175 S. Guild Ave., Lodi, CA 95240
Telephone: (209) 334-9910

Central Division: 14855 FAA Blvd., Fort Worth, TX 76155
Telephone: (817) 571-0900

Northern Division: 6300 at One Kubota Way, Groveport, OH 43125
Telephone: (614) 835-1100

Southeast Division: 1025 Northbrook Parkway, Suwanee, GA 30024
Telephone: (770) 995-8855

www.kubota.com
