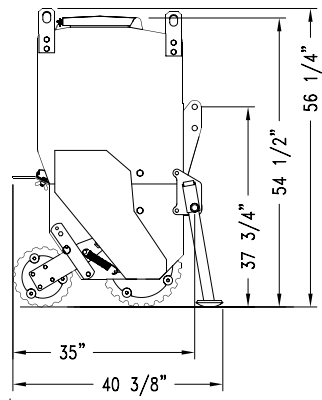


Primary Seeders

PS25120 Model	
	PS25120 Primary Seeder
Seeding Width (Broadcast)	10'
Box Width	10'
Transport Width	without End Wheels 10'- 6" with End Wheels 13' -6"
Overall Height	56 1/4"
Overall Length	3-Point 3'-0" Pull Type with Front Wheels 11'-11 1/2" Pull-Type with End Wheels 12'-7"
Weight (approximate)	3-Point 30 Bushel Seeder = 2,940 lbs.
Weight (approximate)	Tongue 200 lbs.
Weight (approximate)	Wheels 190 lbs. each
Seed Box Capacity	3 bushel per foot (30 bushels)
3-Point Tractor Hitch	Category 2, Quick Hitch Adaptable
Tire Size	9.5L x 15 8-Ply
Main Seedbox Construction	Continuous welded for water tight construction
Lid construction	Heavy duty precision fit with seed splash guard
Seed Cup Drive	Chain driven from right side of front roller with #40 Roller chain
Seed Cups	16 Fluted cups for Accurate Metering
Seed Settings	Wide range of calibration
Front Packer Rollers	51 ea. 15 5/8" notched, cast iron, each free floating
Front Packer Roller Bearings	1 1/2" Sealed, greaseable
Front Roller Mounting Tube	12 3/4" OD x 1/4" wall
Rear Packer Rollers	52 ea. 11 3/8" notched, cast iron, each free floating
Rear Packer Roller Bearings	1 1/4" sealed, greaseable

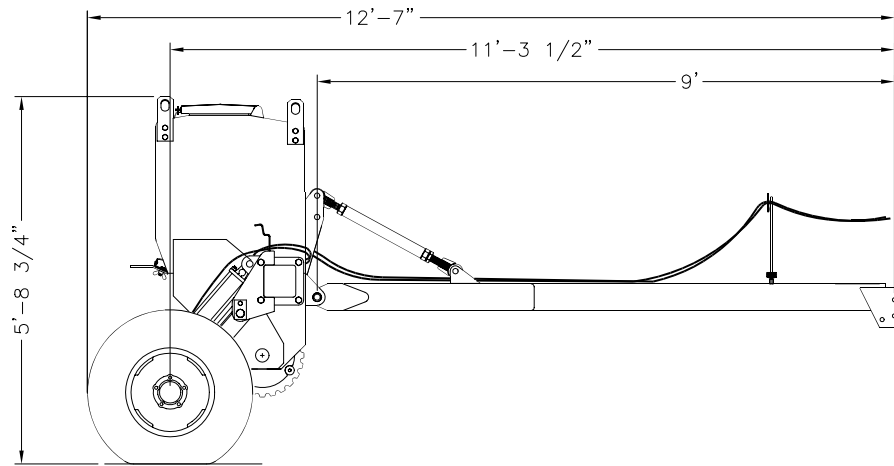
Designs, specifications, features and information are subject to change without notice.

Primary Seeders



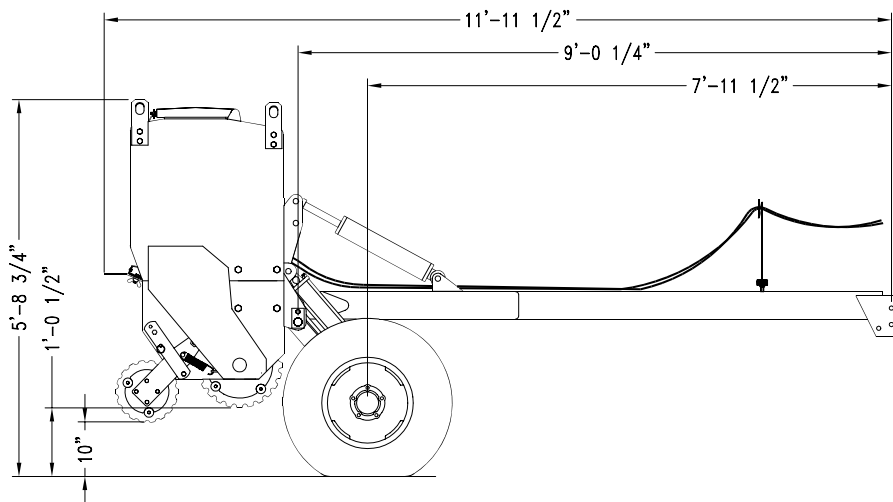
12743

3-Point & Pull-Type With Seeder Lowered To Ground



12966

Pull-Type with End Wheels



12967

Pull-Type with Front Wheels

Designs, specifications, features and information are subject to change without notice.